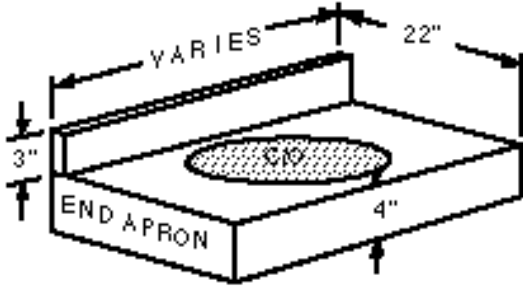
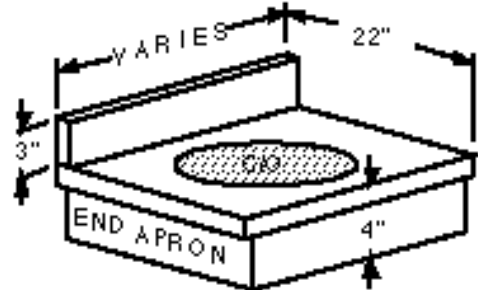


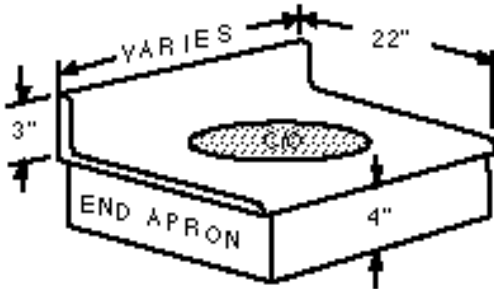
Net Price



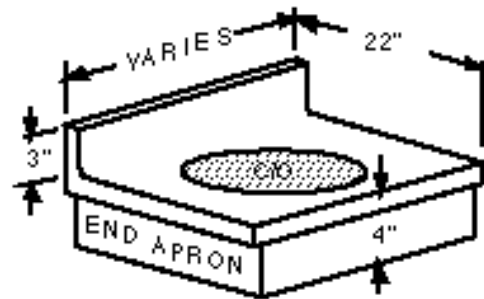
SELFEDGE VANITY BAR
FLUSH APRON (SVBFA)
Lin ft.



SELFEDGE VANITY BAR
RECESSED APRON (SVBRA)
Lin ft.



POSTFORM VANITY BAR TOP
RECESSED APRON (PVBRA)
Lin ft.



SQUARE EDGE-COVE BACK VANITY BAR
RECESSED APRON (SCBRA)
Lin ft.

SERVICE CHARGES

Cutout	ea.	Endsplash (Loose)	ea.
End apron (attached only)	ea.	Endsplash (Attached)	ea.

Countertop Footage must be figured at wall dimensions. Tops under 6' (72") can be figured to the next 1/2 foot. (i.e. 55" cab be figured as 5' (60"). Tops over 6' (72") must be figured to the next foot. (i.e. 96 1/2" must be figured as 9'). We will not accept orders figured different than the above. (No Fractions Allowed)

NOTICE: ABOVE PRICES ARE FOR STOCK COLORS ONLY.

NON-STOCK FORMICA & WILSONART STANDARD PATTERNS AND SOLIDS +5%
PREMIUM COLORS & FINISHES, NEVAMAR, & PIONITE BY QUOTE ONLY

NOTE: FOR OTHER SIZE BACKSPLASHES AND/OR APRONS PLEASE CALL FOR QUOTE.

North Thomas Ave. PO Box 128 Sayre, PA 18840 USA-Tel (570) 888-5272 Fax (570) 888-1175
www.rynone.com