

CUSTOM VANITY TOP WORKSHEET

RETURN FORM WITH PO BY FAX: 570.888.1175

BILL TO:

PURCHASE ORDER NUMBER _____

LOCATION _____

CONTACT _____

ADDRESS _____

CITY _____ STATE _____ ZIP _____

PHONE _____ FAX _____

EMAIL _____

SHIP TO:

Location _____

To Call/Email with any questions on this order:

PHONE _____

EMAIL _____

I have reviewed all of the information and understand that this custom vanity top order cannot be cancelled or returned after the order is placed.

AUTHORIZED SIGNATURE _____

Vanity Top Material

1.5cm Quartz 2cm Quartz 3cm Quartz Solid Surface
2cm Granite 3cm Granite Cultured Marble Other

Vanity Top Color

GROUP # _____

COLOR # _____

COLOR NAME _____

Vanity Top Dimensions

Depth: 19 1/4" 22 1/4" Width* _____

*Tops can be sized to the nearest 1/8" of an inch.

Bowl Options

No Bowl No Cutout

Cultured Marble

Depth
19 1/4" 22 1/4"

Color
White Biscuit

Shape

Oval
Recessed Oval
Rectangular
Rectangular Recessed
Recessed Shell
Wave (NEW)
Other manufacturer's
bowl cutout

Porcelain

Depth
19 1/4" 22 1/4"

Color
White Biscuit

Shape

Small Oval
Large Oval
Large Oval in Black
Rectangular

Solid Surface

Depth
19 1/4" 22 1/4"

Color
White Bisque

Shape

Oval
Rectangular

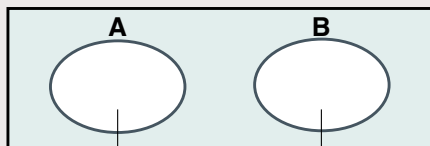
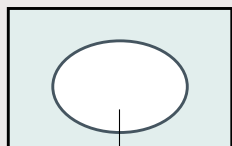
Bowl Location – Minimum 12" from edge

Single Bowl

Centered _____" from left edge
Offset C/L "A" _____" from left edge

Double Bowl

Bowl "A" C/L _____" from left edge
Bowl "B" C/L _____" from right edge



Faucet Hole Options

No Hole 8" Straight 4" Centerset
Single Center Hole 8" Contoured

Edge Profile Options


Cut Edge Unfinished – No Charge

Upgrade Profile Options (see price sheet)


(Cultured Marble only available in Eased Edge.)



Eased Edge 1/8"




Ogee



Bevel



Bullnose



Demi Bullnose

Finished Ends

(Specify location of side walls or linen towers that will directly contact the vanity top)

Left Right None
Linen Tower Left Linen Tower Right

Endsplash

None Left Right

Back Splashes

Loose 4" Backsplash included – Eased front edge only

Pricing Calculation

Vanity Top Deck		\$
Bowl Price		\$
Double Bowl Price		\$
Edge Treatment Price		\$
Endsplash		\$
Options – Add On		\$
TOTAL		\$

